

Editing Curves and Polygons

Spoken Tutorial Project

<https://spoken-tutorial.org>

National Mission on Education through ICT

<http://sakshat.ac.in>

Script: Nikita Misal

Video: Madhuri Ganapathi

IIT Bombay

8 March 2021



Learning Objectives

In this tutorial, you will learn how to,



Learning Objectives

In this tutorial, you will learn how to,

► **Edit Curves and Polygons**



Learning Objectives

In this tutorial, you will learn how to,

- ▶ **Edit Curves and Polygons**
- ▶ **Draw Bezier Curve**



System Requirements

This tutorial is recorded using,



System Requirements

This tutorial is recorded using,

▶ **Ubuntu Linux OS version 18.04**



System Requirements

This tutorial is recorded using,

- ▶ **Ubuntu Linux OS version 18.04**
- ▶ **LibreOffice Suite version 6.3.5**



Prerequisites

- ▶ To practise this tutorial, you should have basic knowledge of LibreOffice Draw



Prerequisites

- ▶ To practise this tutorial, you should have basic knowledge of LibreOffice Draw
- ▶ If not, for relevant tutorials please visit this website
<https://spoken-tutorial.org>



Code Files

- ▶ This file has been provided to you in the Code files link on this tutorial page



Code Files

- ▶ **This file has been provided to you in the Code files link on this tutorial page**
- ▶ **Please download and extract the file**

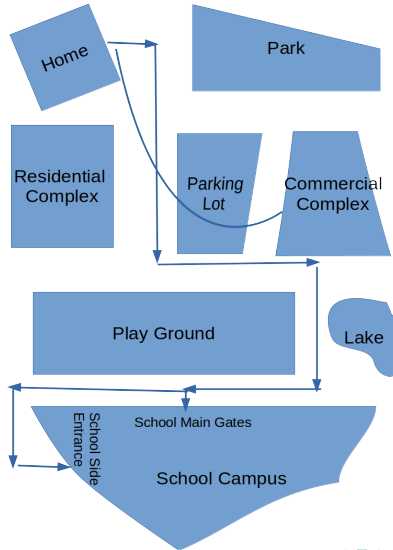


Code Files

- ▶ This file has been provided to you in the Code files link on this tutorial page
- ▶ Please download and extract the file
- ▶ Make a copy and then use it for practising



Route Map



Bezier Curves

- ▶ Bezier Curves are used mainly in computer graphics to make curves smoother



Bezier Curves

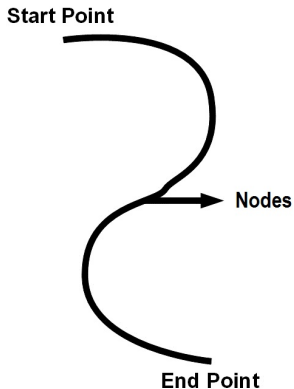
- ▶ **Bezier Curves are used mainly in computer graphics to make curves smoother**
- ▶ **You can use these curves to experiment with the shape and size of curves**



Bezier Curves



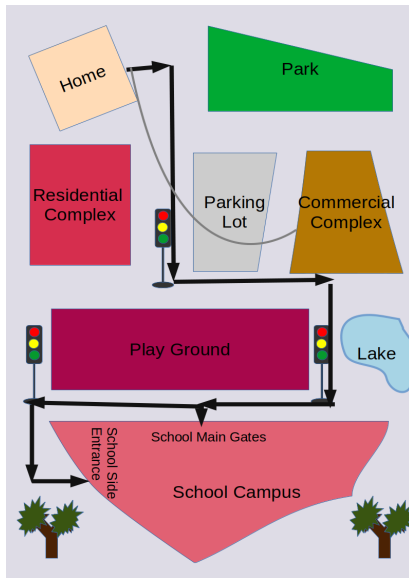
Bezier Curves



Coloured Route Map



Coloured Route Map



Summary

In this tutorial, you have learnt to,

- ▶ **Edit** Curves **and** Polygons
- ▶ **Draw** Bezier curve



Assignment

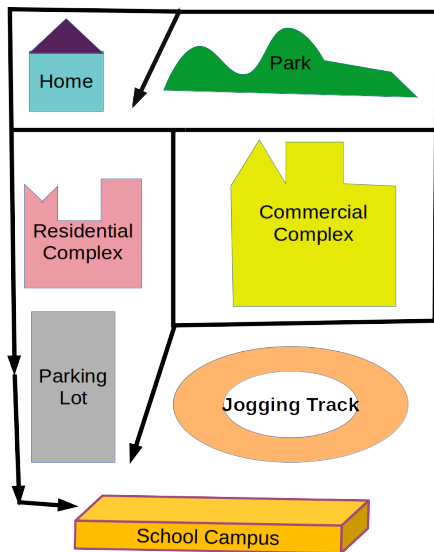
- ▶ **Draw a Bezier curve**
- ▶ **Apply all the options from the Edit Points toolbar on it**



Assignment



Assignment



About Spoken Tutorial project

- ▶ Watch the video available at https://spoken-tutorial.org/What_is_a_Spoken_Tutorial
- ▶ It summarises the Spoken Tutorial project
- ▶ If you do not have good bandwidth, you can download and watch it



Spoken Tutorial Workshops

The Spoken Tutorial Project Team

- ▶ Conducts workshops using spoken tutorials
- ▶ Gives certificates to those who pass an online test
- ▶ For more details, please write to contact@spoken-tutorial.org



Answers for THIS Spoken Tutorial

- ▶ **Questions in THIS Spoken Tutorial?**
- ▶ **Visit**
<https://forums.spoken-tutorial.org>
- ▶ **Choose the minute and second where you have the question**
- ▶ **Explain your question briefly**
- ▶ **The Spoken Tutorial project will ensure an answer**

You will have to register to ask questions



Acknowledgements

- ▶ **Spoken Tutorial project is funded by the Ministry of Education (MoE), Govt. of India**



About the Contributor

- ▶ This tutorial was originally contributed by **DesiCrew Solutions Pvt.Ltd.** in 2011
- ▶ www.desicrew.in
- ▶ Thanks for joining

