

Horizontal and Vertical Alignment Classes in Bootstrap

Spoken Tutorial Project

<https://spoken-tutorial.org>

National Mission on Education through ICT

<http://sakshat.ac.in>

Neha Solanki

IIT Bombay

03 May 2021



Learning Objectives

In this tutorial, we will learn about:



Learning Objectives

In this tutorial, we will learn about:

- ▶ Horizontal alignment classes



Learning Objectives

In this tutorial, we will learn about:

- ▶ Horizontal alignment classes
- ▶ Vertical alignment classes



Learning Objectives

In this tutorial, we will learn about:

- ▶ Horizontal alignment classes
- ▶ Vertical alignment classes



Learning Objectives

In this tutorial, we will learn about:

- ▶ Horizontal alignment classes
- ▶ Vertical alignment classes

for aligning columns in a row



System Requirements



System Requirements

► Ubuntu Linux OS v 18.04



System Requirements

- ▶ Ubuntu Linux OS v 18.04
- ▶ Bootstrap 4.6.0



System Requirements

- ▶ Ubuntu Linux OS v 18.04
- ▶ Bootstrap 4.6.0
- ▶ HTML5



System Requirements

- ▶ Ubuntu Linux OS v 18.04
- ▶ Bootstrap 4.6.0
- ▶ HTML5
- ▶ CSS3



System Requirements

- ▶ Ubuntu Linux OS v 18.04
- ▶ Bootstrap 4.6.0
- ▶ HTML5
- ▶ CSS3
- ▶ gedit **Text Editor**



System Requirements

- ▶ Ubuntu Linux OS v 18.04
- ▶ Bootstrap 4.6.0
- ▶ HTML5
- ▶ CSS3
- ▶ gedit **Text Editor**
- ▶ Firefox **Web Browser**



Prerequisite

- ▶ **To follow this tutorial, you should be familiar with HTML and CSS**



Prerequisite

- ▶ To follow this tutorial, you should be familiar with HTML and CSS
- ▶ If not, please go through the HTML and CSS tutorials on <https://spoken-tutorial.org>



Layout

Bharat Mart

Welcome to Online Grocery Shopping!!

Buy your essentials at the lowest price. Choose from fresh produce to packaged goods and get them delivered straight to your doorstep. Shop for Rs.1000 and more to get FREE delivery.

- Fruits & Vegetables
- Foodgrain
- Beverages
- Personal care
- Snacks & Branded Foods

ABOUT BHARAT

About us
FAQ

PAYMENT AND SHIPPING

Payment Methods
Shipping Policy

CONTACT US

contact@bharat-online.com
9000000001

Copyright- 2021



Horizontal Alignment Classes



Horizontal Alignment Classes

`justify-content` classes **are used for horizontal alignment**



Horizontal Alignment Classes

`justify-content` classes **are used for horizontal alignment**

▶ `.justify-content-start`



Horizontal Alignment Classes

`justify-content` classes **are used for horizontal alignment**

- ▶ `.justify-content-start`
- ▶ `.justify-content-end`



Horizontal Alignment Classes

`justify-content` classes **are used for horizontal alignment**

- ▶ `.justify-content-start`
- ▶ `.justify-content-end`
- ▶ `.justify-content-center`



Horizontal Alignment Classes

`justify-content` classes **are used for horizontal alignment**

- ▶ `.justify-content-start`
- ▶ `.justify-content-end`
- ▶ `.justify-content-center`
- ▶ `.justify-content-between`



Horizontal Alignment Classes

`justify-content` classes **are used for horizontal alignment**

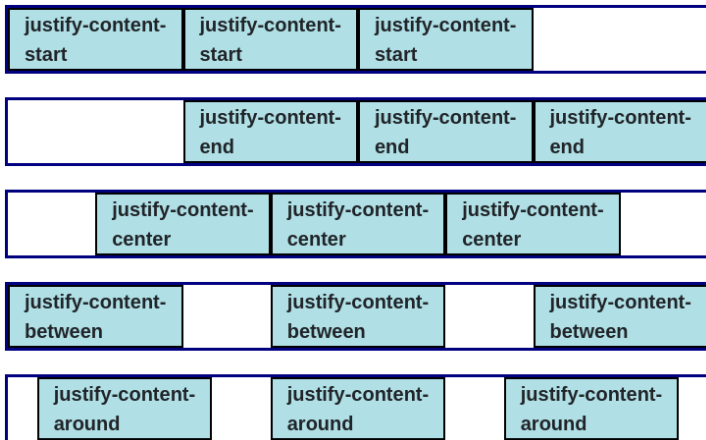
- ▶ `.justify-content-start`
- ▶ `.justify-content-end`
- ▶ `.justify-content-center`
- ▶ `.justify-content-between`
- ▶ `.justify-content-around`



justify-content Classes



justify-content Classes



Code Files

- ▶ The files used in this tutorial are available in the [Code Files](#) link on this tutorial page



Code Files

- ▶ The files used in this tutorial are available in the Code Files link on this tutorial page
- ▶ Please download and extract them



Code Files

- ▶ The files used in this tutorial are available in the Code Files link on this tutorial page
- ▶ Please download and extract them
- ▶ Make a copy and then use them while practising



Vertical Alignment Classes



Vertical Alignment Classes

► align-items classes



Vertical Alignment Classes

- ▶ `align-items` classes
- ▶ `align-self` classes



Vertical Alignment Classes

- ▶ `align-items` classes
- ▶ `align-self` classes



Vertical Alignment Classes

- ▶ align-items classes
- ▶ align-self classes

are used for vertical alignments



align-items Classes



align-items Classes

▶ `.align-items-start`



align-items Classes

- ▶ `.align-items-start`
- ▶ `.align-items-end`



align-items Classes

- ▶ `.align-items-start`
- ▶ `.align-items-end`
- ▶ `.align-items-center`



align-items Classes

- ▶ `.align-items-start`
- ▶ `.align-items-end`
- ▶ `.align-items-center`
- ▶ `.align-items-baseline`



align-items Classes

- ▶ `.align-items-start`
- ▶ `.align-items-end`
- ▶ `.align-items-center`
- ▶ `.align-items-baseline`
- ▶ `.align-items-stretch`



align-items Classes

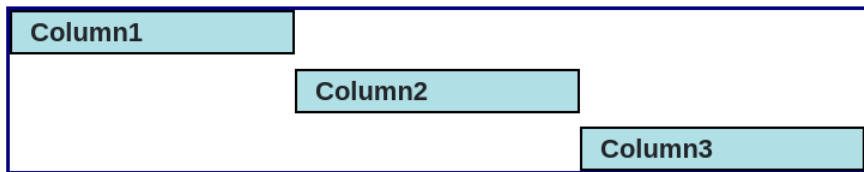


align-items Classes

align-items-start	align-items-start	align-items-start
align-items-end	align-items-end	align-items-end
align-items-center	align-items-center	align-items-center
align-items-baseline	align-items-baseline	align-items-baseline
align-items-stretch	align-items-stretch	align-items-stretch



Different vertical alignment for different columns



align-self Classes



align-self Classes

▶ `.align-self-start`



align-self Classes

- ▶ `.align-self-start`
- ▶ `.align-self-end`



align-self Classes

- ▶ `.align-self-start`
- ▶ `.align-self-end`
- ▶ `.align-self-center`



align-self Classes

- ▶ `.align-self-start`
- ▶ `.align-self-end`
- ▶ `.align-self-center`
- ▶ `.align-self-baseline`



align-self Classes

- ▶ `.align-self-start`
- ▶ `.align-self-end`
- ▶ `.align-self-center`
- ▶ `.align-self-baseline`
- ▶ `.align-self-stretch`



align-self Classes

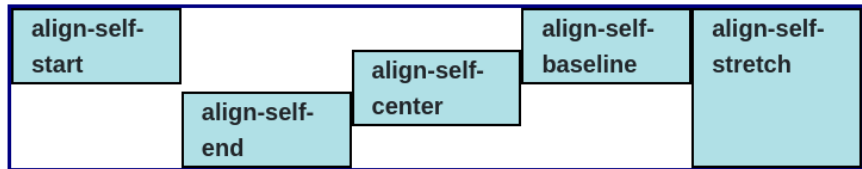
- ▶ **These work the same like align-items classes but are applied to an individual column**



align-self Classes



align-self Classes



Horizontal and Vertical Alignment Classes with Breakpoints

- ▶ `justify-content-[breakpoint]-[option]`
- ▶ `align-items-[breakpoint]-[option]`
- ▶ `align-self-[breakpoint]-[option]`



Summary

In this tutorial, we have learnt:

- ▶ Horizontal alignment classes
- ▶ Vertical alignment classes

for aligning columns in a row



Assignment

- ▶ **Open the Mypage.html file**
- ▶ **In the 3rd row:**
 - ▶ **change the horizontal alignment class with `.justify-content-around`**
 - ▶ **add the vertical alignment class `.align-items-start`**



Assignment

- ▶ **In the 3rd row:**
 - ▶ **remove individual column vertical alignment classes**
- ▶ **Save both the files**
- ▶ **Observe the output on the web browser**



About Spoken Tutorial project

- ▶ Watch the video available at https://spoken-tutorial.org/What_is_a_Spoken_Tutorial
- ▶ It summarises the Spoken Tutorial project
- ▶ If you do not have good bandwidth, you can download and watch it



Spoken Tutorial Workshops

The Spoken Tutorial Project Team

- ▶ Conducts workshops using spoken tutorials
- ▶ Gives certificates to those who pass an online test
- ▶ For more details, please write to contact@spoken-tutorial.org



Answers for THIS Spoken Tutorial

- ▶ **Questions in THIS Spoken Tutorial?**
- ▶ **Visit**
<https://forums.spoken-tutorial.org>
- ▶ **Choose the minute and second where you have the question**
- ▶ **Explain your question briefly**
- ▶ **The Spoken Tutorial project will ensure an answer**

You will have to register to ask questions



Acknowledgements

- ▶ **Spoken Tutorial project is funded by Ministry of Education (MoE), Govt. of India**



Thank You

Thanks for watching
<https://spoken-tutorial.org>

