

Eye end part of Knuckle Joint

Spoken Tutorial Project

<https://spoken-tutorial.org>

National Mission on Education through ICT

Dr. Sathiya Narayanan & K.Sakthivel

Domain: Dr. Sathiya Narayanan

Dr. Jayendra Bharathi

SASTRA, IIT Bombay

2 December 2024



Learning Objectives



Learning Objectives

We will learn to,



Learning Objectives

We will learn to,

- ▶ **Draw an eye end part of the knuckle joint using Sketcher tools**

System Requirements



System Requirements

► Windows 11 OS



Pre-requisites



Pre-requisites

- **Learners must be familiar with the FreeCAD interface**

Pre-requisites

- ▶ **Learners must be familiar with the FreeCAD interface**
- ▶ **For pre-requisite tutorials, please visit this site**

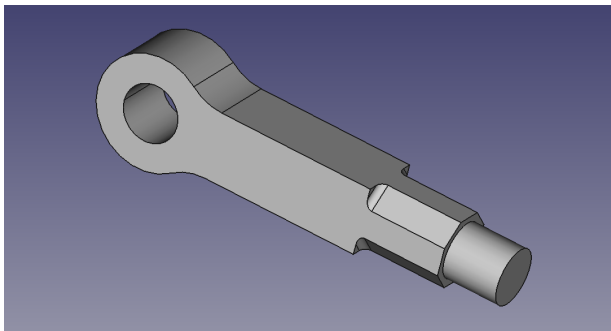
<https://spoken-tutorial.org>

Eye end part



Eye end part

- The Eye end part of the knuckle joint is used to join parts that need to pivot or rotate



Summary


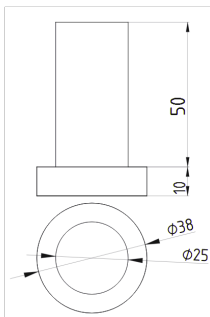
We have learnt to,

- ▶ **Draw an eye end part of the knuckle joint using Sketcher tools**

Assignment

As an assignment,

- **Draw a joint pin as shown in the figure**



About the Spoken Tutorial Project

- ▶ Watch the video available at https://spoken-tutorial.org/What_is_a_Spoken_Tutorial
- ▶ It summarises the Spoken Tutorial project

About the Spoken Tutorial Project

- ▶ Watch the video available at https://spoken-tutorial.org/What_is_a_Spoken_Tutorial
- ▶ It summarises the Spoken Tutorial project
- ▶ If you do not have good bandwidth, you can download and watch it



Spoken Tutorial Workshops

The Spoken Tutorial Project Team

- ▶ Conducts workshops using spoken tutorials
- ▶ Gives certificates to those who pass an online test
- ▶ For more details, please write to contact@spoken-tutorial.org



Forum questions

- ▶ Questions in THIS Spoken Tutorial?
- ▶ Visit <https://forums.spoken-tutorial.org>
- ▶ Choose the minute and second where you have the question
- ▶ Explain your question briefly
- ▶ The Spoken Tutorial project will ensure an answer

You will have to register to ask questions

Acknowledgements

The Spoken Tutorial project was established by the Ministry of Education, Govt. of India

Thank You!

- ▶ This tutorial is contributed by Dr. Sathiya Narayanan and K.Sakthivel
- ▶ Thank you for joining